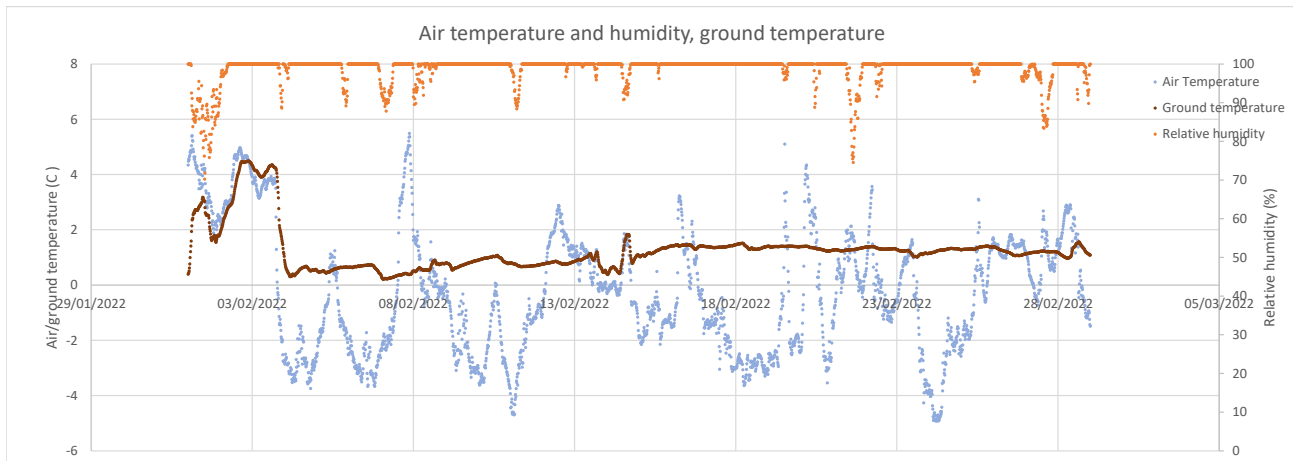
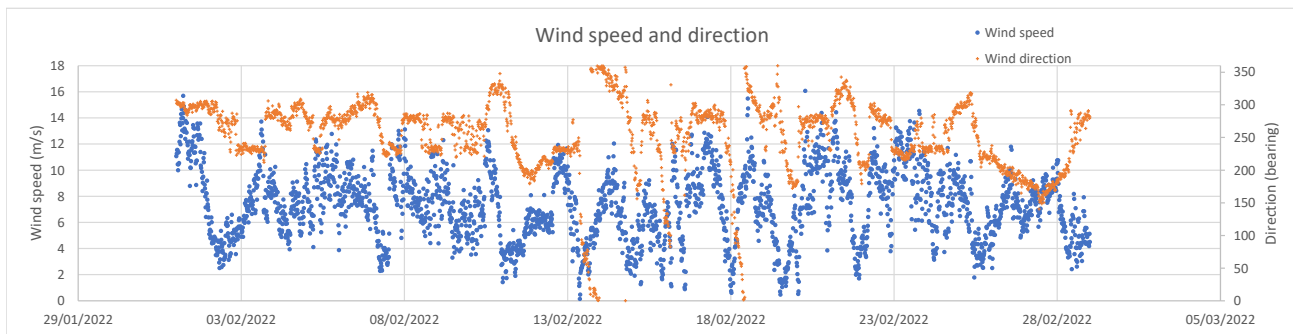
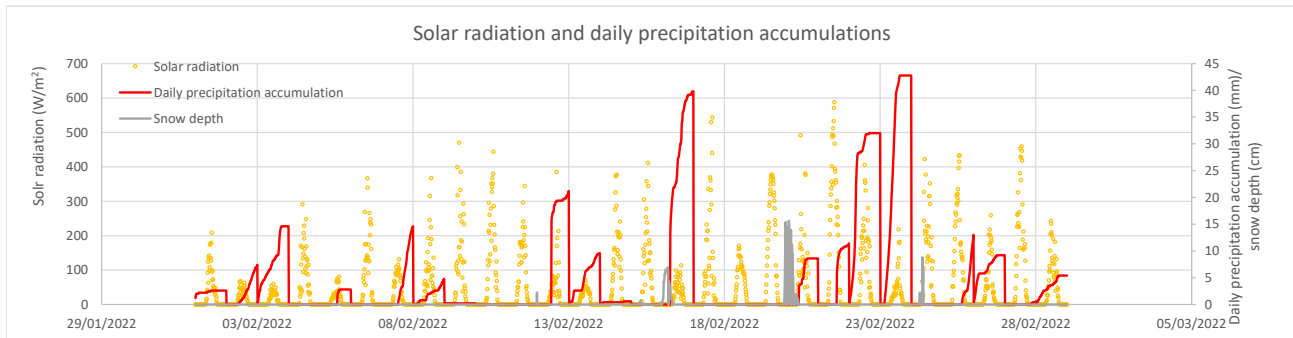


Monthly weather report: February 2022

Monthly statistics	Hourly values				Daily values				Month	
	Max	Day/time	Min	Day/time	Max	Day	Min	Day	Average	Total
Precipitation (mm)	17.6	16 @ 07:00			42.8	23				241.2
Air temperature (C)	5.4	07 @ 21:15	-4.9	24 @ 05:45	4.0	02	-3.0	24	-0.2	
Soil temperature (C)	4.5	02 @ 21:30	0.2	07 @ 02:00	3.6	3	0.3	7	1.3	
Wind speed (knots)	28.6	01 @ 05:45			22.1	01			14.2	
Relative humidity (%)			75.2	01 @ 12:45			87.8	01	98.7	
Sunshine hours					7.4	21			2.5	69.7


Notes:

Wetter than January by 73 mm, increasing from 168.2 to 241.2, with dry periods followed by precipitation with 2 intense precipitation events. Wettest February in 4 years.

Air temperatures are cooler than January, falling from 1 degree to -0.2 degrees, a 1.2 degree change. Ground temperatures are also cooler than January falling 0.3 degrees from 1.6 to 1.3 C

Increased sunshine hours compared to January, rising 0.9 on average (1.6 to 2.5) and increased by 18.9 in total (rising from 50.8 to 69.7)

Even instances of freezing and non-freezing air temperatures over the month. There are no instances of freezing ground temperatures, with higher temperatures between the 1st and 3rd of February

All data subject to continuous quality assurance. Report prepared by Lucy Briscoe and approved by Andrew Black.