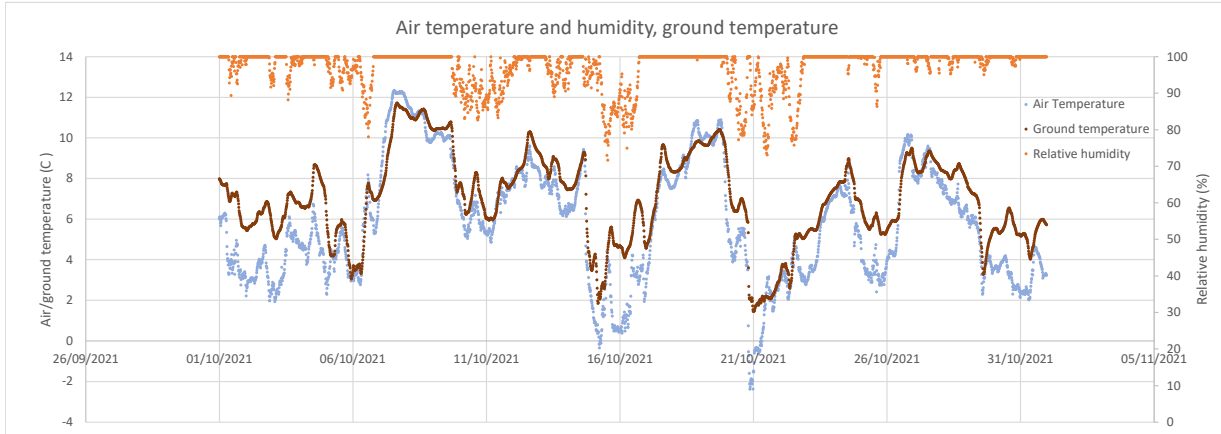
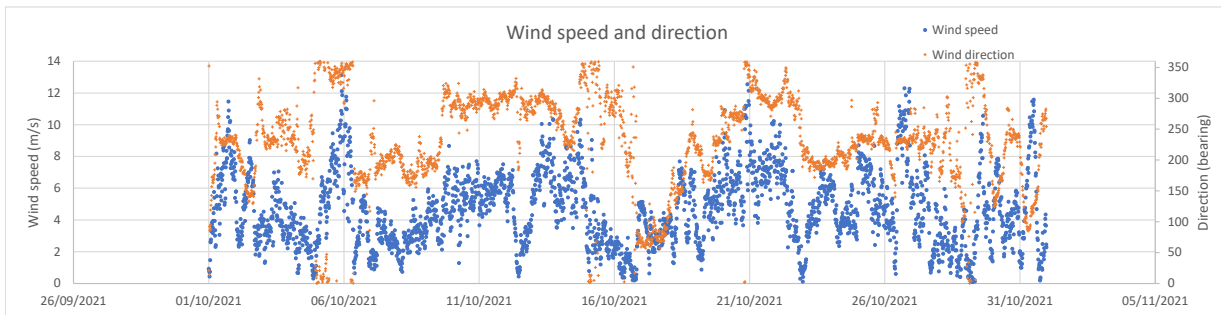
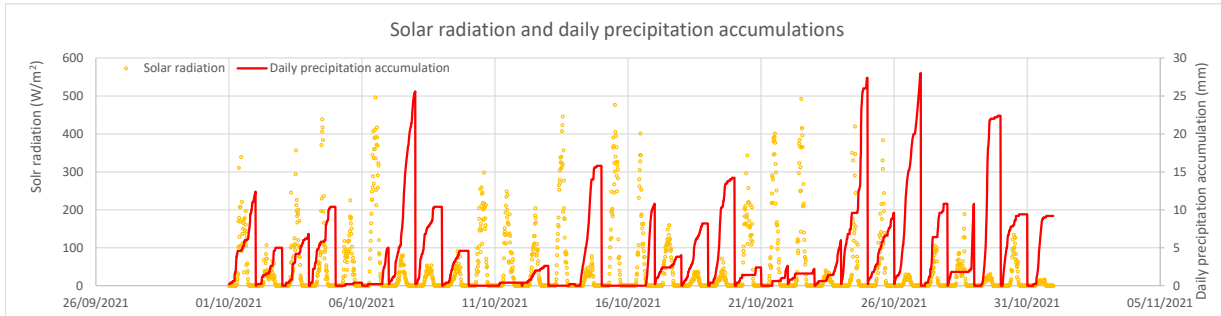


Monthly weather report: October 2021

Monthly statistics	Hourly values				Daily values				Month	
	Max	Day/time	Min	Day/time	Max	Day	Min	Day	Average	Total
Precipitation (mm)	9.8	24 @ 18:30			28	26				277.8
Air temperature (C)	12.3	07 @ 13:15	-2.2	20 @ 21:15	11.3	07	1.5	21	5.8	
Soil temperature (C)	11.7	07 @ 16:00	1.5	21 @ 00:30	11.0	8	2.2	21	7.0	
Wind speed (knots)	23.2	05 @ 22:30			14.2	21			9.0	
Relative humidity (%)			74.2	21 @ 12:15			87.6	15	96.9	
Sunshine hours					6.6	06			1.6	48.5


Notes

Wetter than September with a difference of 162.6 mm, with October recording 277.8 mm in total.

On average, less sunshine hours compared to September by a full hour, falling from 2.6 to 1.6 hrs and less sunshine hours in total falling from 78.9 to 48.5.

Two instances of freezing air temperatures on the 15th and 20th.

Ground temperature is generally warmer than air temperatures except for 5 instances over the course of October.

All data subject to continuous quality assurance.