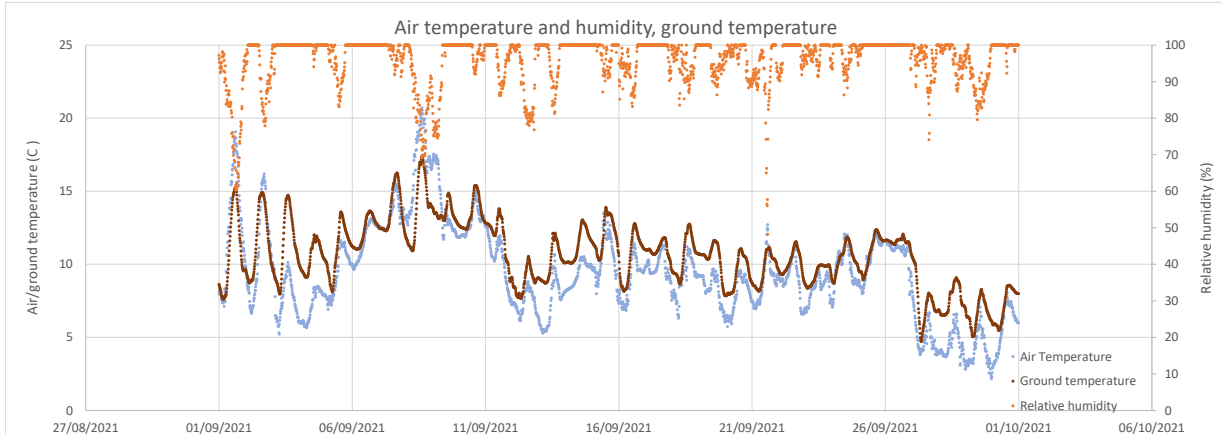
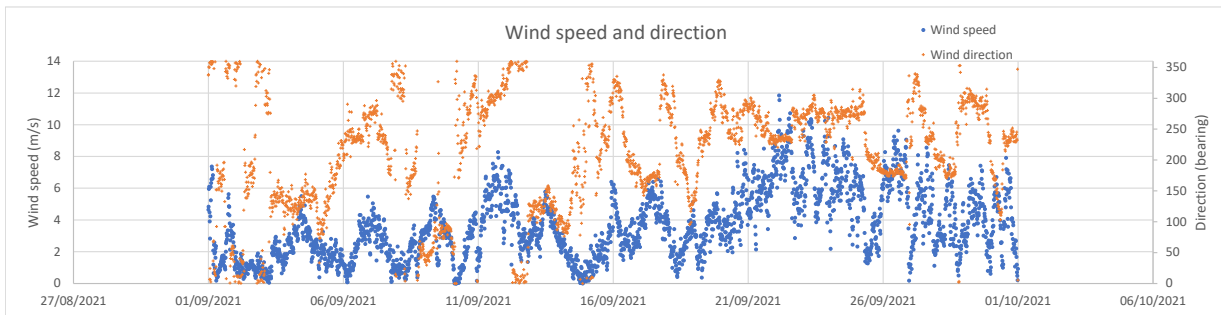
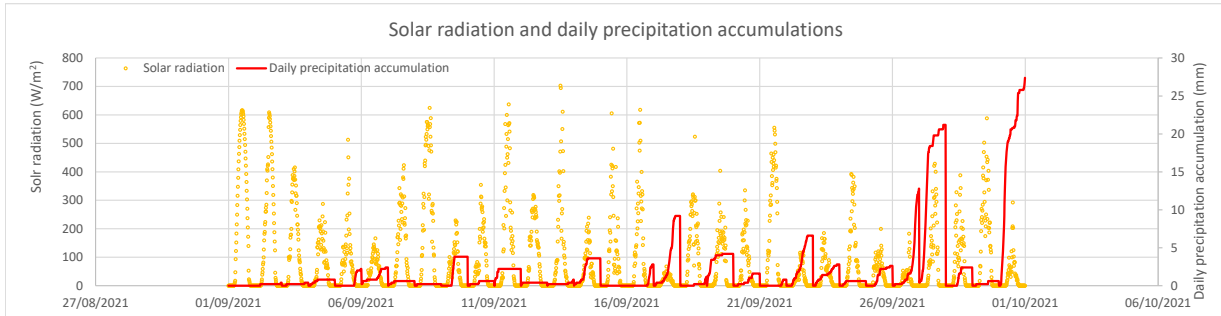


Monthly weather report: September 2021

| Monthly statistics | Hourly values | | | | Daily values | | | | Month | |
|-----------------------|---------------|------------|------|------------|--------------|-----|------|-----|---------|-------|
| | Max | Day/time | Min | Day/time | Max | Day | Min | Day | Average | Total |
| Precipitation (mm) | 6 | 30 @ 05:30 | | | 27.4 | 30 | | | | 115.2 |
| Air temperature (C) | 20.5 | 08 @ 15:15 | 2.3 | 29 @ 23:45 | 17.2 | 08 | 4.4 | 29 | 9.4 | |
| Soil temperature (C) | 17.4 | 08 @ 15:15 | 4.8 | 27 @ 08:30 | 13.9 | 8 | 6.6 | 29 | 10.6 | |
| Wind speed (knots) | 21.1 | 22 @ 04:00 | | | 14.2 | 22 | | | 7.1 | |
| Relative humidity (%) | | | 54.6 | 21 @ 14:00 | | | 82.7 | 01 | 95.9 | |
| Sunshine hours | | | | | 11.9 | 01 | | | 2.6 | 78.9 |


Notes

More frequent instances of precipitation throughout the month compared to August (17 rain days in September, compared with 14 in August) with a 5.1% increase in humidity (95.9% vs 90.8%).

Ground temperature is consistently warmer than the air temperature with 3 exceptions early in September.

Greatly reduced total sunshine hours by 60.7 hrs (139.6 hrs in August down to 78.9 hrs in September), and on average is reduced by 1.9hrs per day (4.5 hrs down to 2.6 hrs in September).

All data subject to continuous quality assurance.