

## Laboratory samples









## Blood and urine samples






- Blood and urine samples should be obtained as per Laboratory Manual.
- NHS samples:
  - Results should be reviewed by a doctor on the Delegation Log in a timely manner.
  - A copy of the results signed and dated by a delegated doctor must be filed in the participant's medical notes.
- Research samples:
  - Processed as per Laboratory Manual.
  - Stored at site and transferred to University of Dundee at end of trial.

## Pregnancy Test

### Visit 1 and 3

- Urine pregnancy test should be carried out on women of childbearing potential.
- Results should be signed and dated by a delegated doctor and filed in the participant's medical notes.

Visit	Local NHS Labs	Research bloods	Research bloods	Research Urine
		To be collected for participants that did NOT consent for additional samples for future research‡	To be collected for participants that have provided consent for additional samples for future research‡	
<b>1</b> Screening	Bloods: <ul style="list-style-type: none"> <li>FBC</li> <li>U&amp;Es</li> <li>LFT</li> <li>Glucose</li> <li>HbA1c</li> <li>NT-proBNP/BNP (if not available within 12 months of screening)</li> </ul> Urine <ul style="list-style-type: none"> <li>Pregnancy test*</li> </ul>			
<b>3</b> Baseline	Bloods: <ul style="list-style-type: none"> <li>FBC</li> <li>U&amp;Es</li> <li>LFT</li> <li>Glucose</li> </ul> Urine: <ul style="list-style-type: none"> <li>Albumin</li> <li>Creatinine</li> <li>Sodium</li> <li>Pregnancy test*</li> </ul> 	 Purple EDTA 4mL tube	 2 x 8.5mL Gold/SST tubes 1 x 3.5mL Gold/SST tube (Total SST= 20.5mL)	Urine universal container (Total = 20mL) 
			 2 x 10mL Purple EDTA tubes (Total EDTA = 20mL)	
			§ Genetic analysis:  1 x 4mL Purple EDTA tube	

Visit	Local NHS Labs	Research bloods	Research bloods	Research Urine
		To be collected for participants that did NOT consent for additional samples for future research‡	To be collected for participants that have provided consent for additional samples for future research‡	
<b>5</b>	Bloods: <ul style="list-style-type: none"> <li>FBC</li> <li>U&amp;Es</li> <li>LFT</li> <li>Glucose</li> </ul> Urine: <ul style="list-style-type: none"> <li>Albumin</li> <li>Creatinine</li> <li>Sodium</li> </ul>			
<b>7</b>	Bloods: <ul style="list-style-type: none"> <li>FBC</li> <li>U&amp;Es</li> <li>LFT</li> <li>Glucose</li> <li>HbA1c</li> </ul> Urine: <ul style="list-style-type: none"> <li>Albumin</li> <li>Creatinine</li> <li>Sodium</li> </ul>	 Purple EDTA 4mL tube	 2 x 8.5mL Gold/SST tubes 1 x 3.5mL Gold/SST tube (Total SST= 20.5mL)	Urine universal container (Total = 20mL) 
			 2 x 10mL Purple EDTA tubes (Total EDTA = 20mL)	
			§ Genetic analysis:  1 x 4mL Purple EDTA tube	

\*To be carried out on women of childbearing potential.

‡ The research blood and urine samples will be stored frozen and later shipped to Dundee for analysis for trial outcomes and future research.

§ Only to be collected if participant also consented for additional blood sample for future genetic analysis.

## Research sample collection

### Blood sample collection








Safety blood samples should always be drawn before research bloods, but all samples should be taken at the same time with the SST tubes being collected before the EDTA tubes.

### Urine sample collection

Ask patient to collect the sample in the middle of passing urine "mid-stream" in the white top universal container. Alternatively, a different container can be used in the toilet and the urine transferred to the 20mL universal container.








## Research sample processing
















For participants that did **not** consent to additional samples for future research.

TUBES	INVERT TUBE	ALLOW TO STAND	CENTRIFUGE	TRANSFER	LABEL	FREEZE
<p>If the participant has not consented to additional blood samples for research</p>  <p>EDTA 4mL</p>	 <p>8-10 times</p>	 <p>Stand upright 30 mins</p>	 <p>1100 to 1300 xg for 15 mins</p>	 <p>Transfer <b>1 mL plasma</b> per microtube</p>	 <p><b>As many microtubes as required for available plasma</b></p>	 <p>Store upright in <u>Plasma</u> box.</p> <p>Transfer to Freezer (-65 to -80°C) <b>within 2 hours from venipuncture/ collection.</b></p>

# Research sample processing

For participants that have provided consent for additional samples for future research.

TUBES	INVERT TUBE	ALLOW TO STAND	CENTRIFUGE	TRANSFER	LABEL	FREEZE
 <p>SST 2 x 8.5mL 1 x 3.5mL tubes  Total = 20.5mL</p>	 <p>5 times</p>	 <p>Stand upright 30 mins</p>	 <p>1100 to 1300 xg for 15 mins</p>	 <p>Transfer <b>1 ml serum</b> per microtube</p>	 <p><b>As many microtubes as required for available serum</b></p>	 <p>Store upright in <u>Serum</u> box. Transfer to freezer (-65 to -80°C) <b>within 2 hours from venipuncture/ collection.</b></p>

TUBES	INVERT TUBE	ALLOW TO STAND	CENTRIFUGE	TRANSFER	LABEL	FREEZE
 <p>EDTA 2 x 10mL tubes  Total = 20mL</p>	 <p>8-10 times</p>	 <p>Stand upright 30 mins</p>	 <p>1100 to 1300 xg for 15 mins</p>	 <p>Transfer <b>1 mL plasma</b> per microtube</p>	 <p><b>As many microtubes as required for available plasma</b></p>	 <p>Store upright in <u>Plasma</u> box. Transfer to freezer (-65 to -80°C) <b>within 2 hours from venipuncture/ collection.</b></p>
 <p>EDTA 1 x 4mL tube  Total = 4mL</p>	 <p>8-10 times</p>	N/A				 <p>Store upright in <u>Whole blood</u> box. Transfer to freezer (-65 to -80°C) <b>within 2 hours from venipuncture/ collection.</b></p>
 <p>Urine 20mL Universal container.</p>	N/A		 <p>Transfer 2mL of urine per microtube</p>	 <p>5 microtubes</p>	 <p>Store upright in <u>Urine</u> box. Transfer to freezer (-65 to -80°C) <b>within 2 hours from collection.</b></p>	

## Labelling research samples

- All trial samples should be labelled with labels provided.
- The appropriate sample label should be used for whole blood, serum or plasma blood sample or urine sample.
- All microtubes originating from the same vacutainer should be listed together on one row of the sample log.
- Ensure labels are attached **prior** to freezing. Ensure that the label is **firmly rubbed** on to the tube/microtube to prevent it coming off.
- Complete each label with full sample ID and date of collection. Ensure label is completed **prior** to freezing and appropriate marker pen is used.
- Sample ID is made up of:
  - site number – participant number – visit number – sample number
  - e.g. sample ID 01-001-02-01 would be site 01 – participant 001 – visit 02 – sample number 01
- Date to be filled in day/month/year i.e. 30-03-2024
- All samples should be logged on the appropriate SOPHIST Sample Log.

SOPHIST Whole Blood (EDTA)

Sample ID: \_ \_ - \_ \_ - \_ \_ - \_ \_ - \_ \_

Date: \_ \_ - \_ \_ - \_ \_

SOPHIST Serum 1 ml

Sample ID: \_ \_ - \_ \_ - \_ \_ - \_ \_ - \_ \_

Date: \_ \_ - \_ \_ - \_ \_

SOPHIST Plasma 1 ml

Sample ID: \_ \_ - \_ \_ - \_ \_ - \_ \_ - \_ \_

Date: \_ \_ - \_ \_ - \_ \_

SOPHIST Urine 2 ml

Sample ID: \_ \_ - \_ \_ - \_ \_ - \_ \_ - \_ \_

Date: \_ \_ - \_ \_ - \_ \_

## Storing research samples

- The research samples should be stored in the storage boxes provided within 2 hours from venepuncture/collection.
- Research blood samples should be stored in separate boxes according to sample type.
- The storage boxes should be labelled with trial title, site number, sample type and box number.
- Storage location should be recorded on the SOPHIST Sample Log.

## Shipping research samples from sites to University of Dundee

At the end of the trial the Trial Manager, Tayside Clinical Trials Unit, will organise a courier to transport frozen samples on dry ice to University of Dundee research laboratories.

- Collection will be arranged for Monday-Wednesday to arrive next day.
- All samples must be accompanied by:
  - Completed Sample Log (paper)
  - Completed Blood Sample Shipment Document (paper)
  - The Sample Log (scanned copy) and Blood Sample Shipment document (scanned copy) should be emailed to [sophist-trial@dundee.ac.uk](mailto:sophist-trial@dundee.ac.uk)