

The piece is installed in a rectangular space. A loop of video tape is stretched around the space in the form of a square. A recording is made onto this loop by a camera and microphone placed in the centre of the square, of the artist describing the space he is drawing out as he walks beside the loop at 7½ins per second (the same speed as the loop). This is played back on two vtrs and four monitors placed in each corner of the square for the duration of the installation.

Requirements for installation:

A rectangular space, no less than 20ft wide.

2 half-inch reel-reel black and white VTRs.

4 black and white monitors.


Special hooks to guide and hold the tape in position on the walls.

Video camera and microphones to make initial recording.

## TONY SINDEN


Biographical notes etc: see tape section.

## BE/HOLD/VERTICAL/DEVICES 1975



Nine video monitors are placed on their sides and next to each other along a plank which slopes from the ground to a chair. A tape is played back on the monitors which have their vertical holds set on a slow roll. The impression is of a 'physical' movement through the monitors as the image moves continuously from one end to the other.


## STEP SEQUENCE (1976-77)



Video Installation for 5-9 monitors, on their side, resting side by side on a short scaffold plank with one end raised and positioned to the seat of a chair (see drawing).

The tape, a continuous recording of a running woman, is played back with the vertical hold set to a 'slow slip', the image on each screen moving from edge to edge with each vertical roll, creating an impression of a 'physical movement', in which the recorded image repeatedly runs from one end of the plank to the other, very much like a Muybridge 'motion picture' sequence.

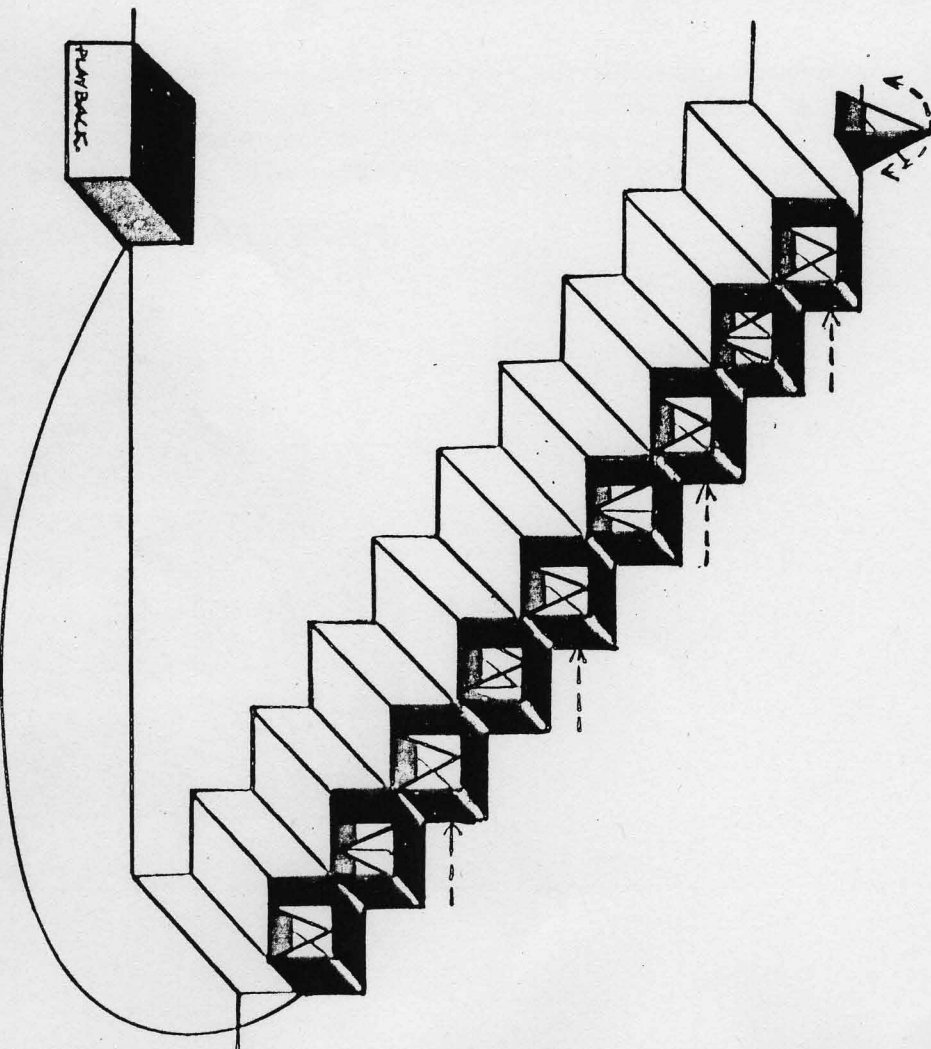
Duration: Continuous. Format: 1/2" High Density/Sony video tape or Panasonic video cartridge.



Note. It is important that the artist sets up this installation.

Video installation for 9-11 10" monitors resting on the steps of a staircase, on their sides with the vertical roll on each alternate monitor set to the movement and sound of the playback tape selected from three recordings made for a staircase. A: Metronome/time. & birdwhistle. B: Tennis/Balls & rolls. C: Nude/staircase/Ascent (no tape needed, just monitors).

Duration: continuous. Format: 1/2" H/Density/Sony video tape or 1/2" Panasonic video cartridge.



Note. It is important that the artist sets up this installation