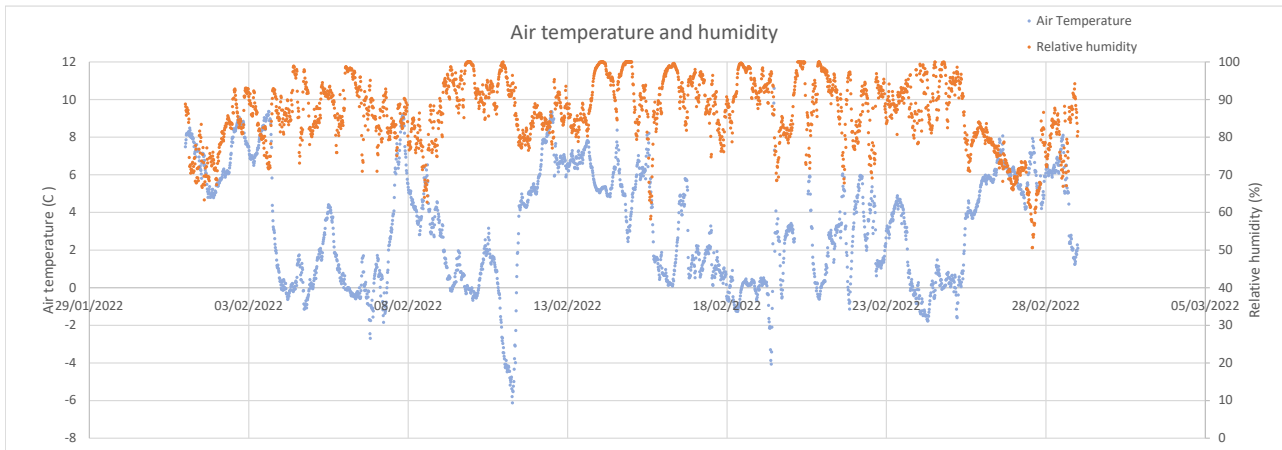
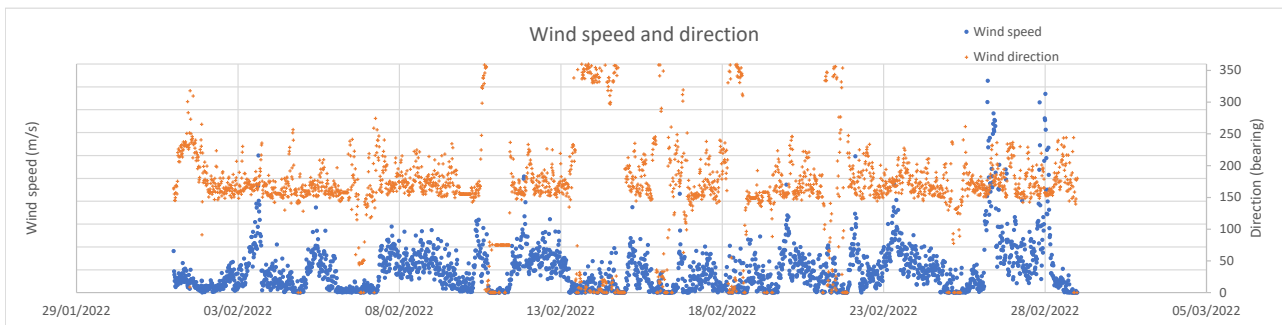
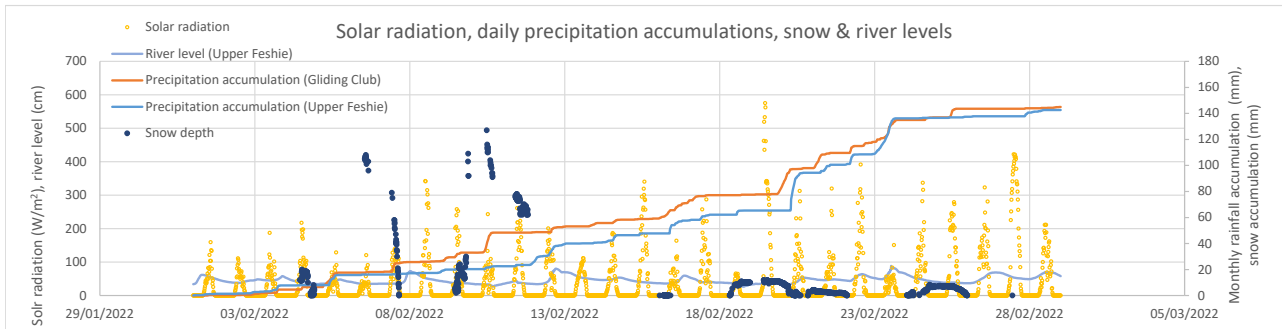


Monthly weather report: February 2022

Monthly statistics	Hourly values				Daily values				Month	
	Max	Day/time	Min	Day/time	Max	Day	Min	Day	Average	Total
Precipitation (mm, Gliding Club AWS)	5.4	23 @ 11:15			16.8	23				145
Precipitation (mm, check gauge)										134.8
Precipitation (mm, Upper Feshie)	7.4	06 @ 08:51			29	06				156.2
Precipitation (mm, average of 10 Glen Feshie storage gauges)										249.3
Air temperature (C)	9.7	19 @ 11:30	-5.7	11 @ 07:00	7.3	02	-0.2	24	3.2	
Relative humidity (%)			52.2	27 @ 14:30			68.4	27	86.5	
Sunshine hours					7.4	27			1.6	44.9



Notes

February saw a drop in average air temperature by 1°C over the whole month, making it slightly cooler than January. More than double last month's precipitation totals were recorded at the Gliding Club: 145mm compared with January's 57mm. This is twice the February long term average. However, in the upper catchment, gauges at two sites recorded 1-month totals in excess of 300 mm, even though the two highest-altitude sites could not be reached owing to snow conditions. Highly variable gauge totals often accompany snow, and point to the difficulty of obtaining reliable measurements. River level remained fairly uniform throughout the month with a conspicuous lack of spates. Significant snow accumulations on the 6th, 9th, 10th and 11th. Wind speed readings are underestimated throughout the month due to storm damage to the site's anemometer.



Real-time data available at : <https://hydro-data.dundee.ac.uk/feshie>
 Read more about Wildland Limited: <https://wildland.scot>
 More monthly reports from our monitoring network at: sites.dundee.ac.uk/hydrology/monthly-reports
 Report prepared by Julie Macinnes. Approved by Andrew Black.

Many thanks to Phil Hawkins and Wes Swallow for manual rain gauge readings featured in this report.