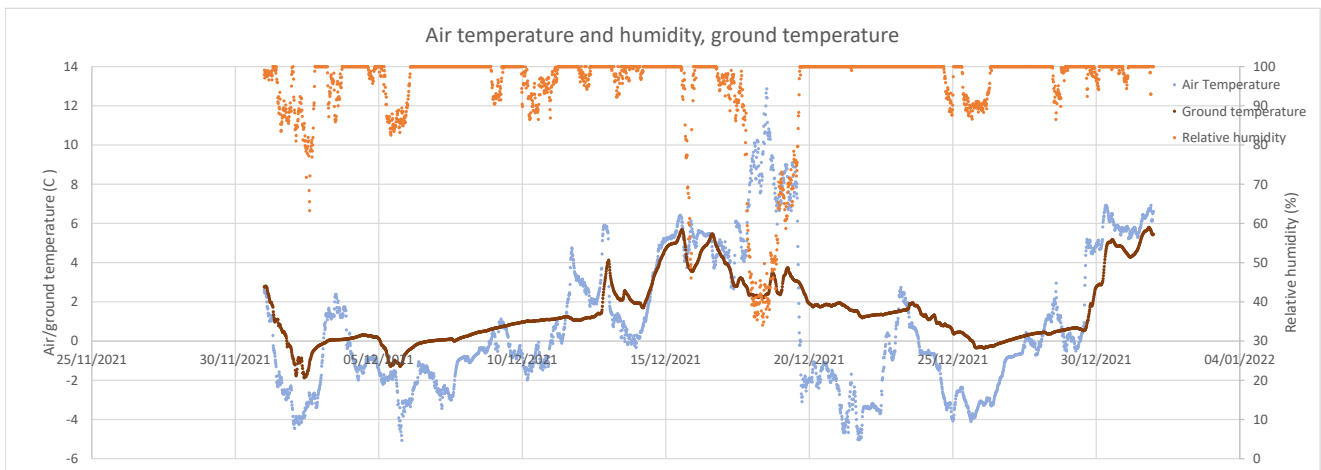
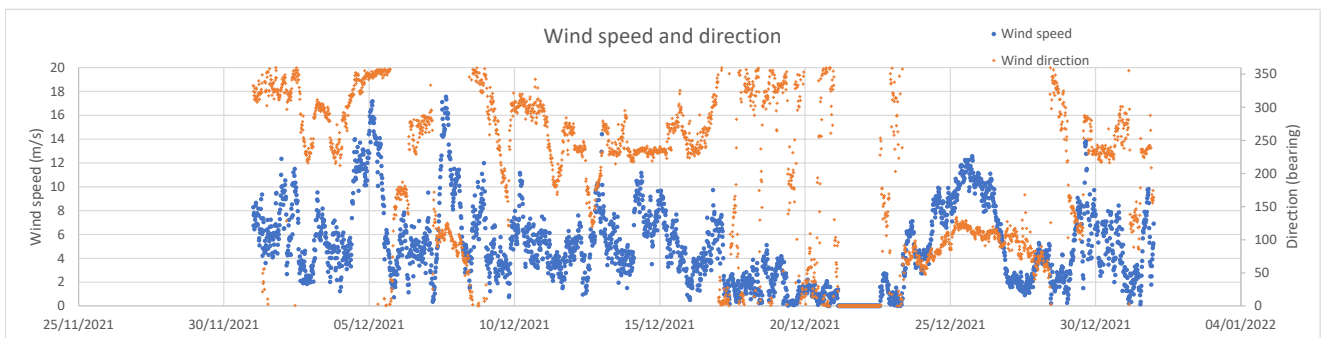
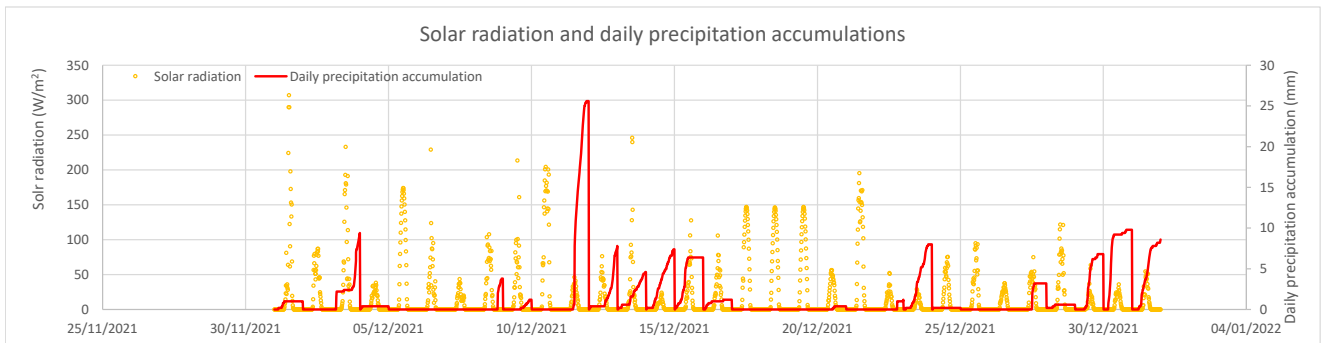


Monthly weather report: December 2021

Monthly statistics	Hourly values				Daily values				Month	
	Max	Day/time	Min	Day/time	Max	Day	Min	Day	Average	Total
Precipitation (mm)	10.2	11 @ 13:00	-4.9	21 @ 17:30	25.6	11	-3.4	21	0.8	107.6
Air temperature (C)	12.6	18 @ 12:45	-4.9	21 @ 17:30	9.6	18	-3.4	21	0.8	
Soil temperature (C)	5.8	31 @ 20:30	-1.8	02 @ 10:15	5.0	31	-1.0	2	1.5	
Wind speed (knots)	33.1	07 @ 15:45			20.4	25			9.6	
Relative humidity (%)			36.5	18 @ 02:45			45.6	18	94.8	
Sunshine hours					4.7	05			1.3	39.8


Notes

Drier in total with a difference of 81 mm from November, with December recording 107.6 mm

On average, air and ground temperatures are colder than November, 2.2 degrees (at 0.8 degrees) and 1.2 degrees (at 1.5 degrees) respectively with less total sunshine hours in December by 10.1 hrs, recording 39.8 hrs over the month.

5 instances of extended freezing air temperatures over the course of December. With ground temperatures there are 3 instances of freezing temperatures (2nd, 6th and 25th) and generally warmer than air temperatures.

All data subject to continuous quality assurance. Report prepared by Lucy Briscoe and approved by Andrew Black.