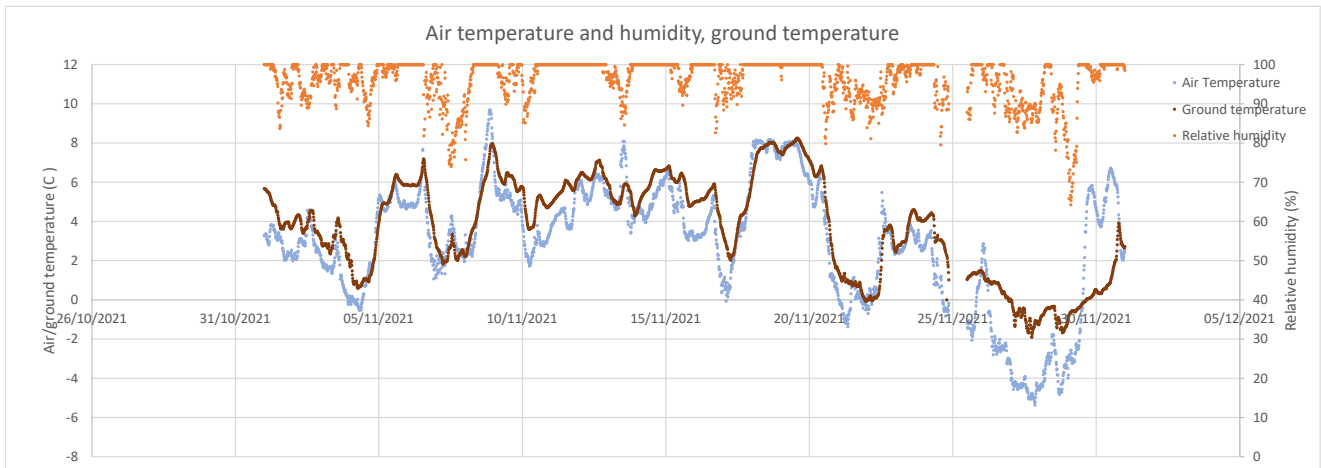
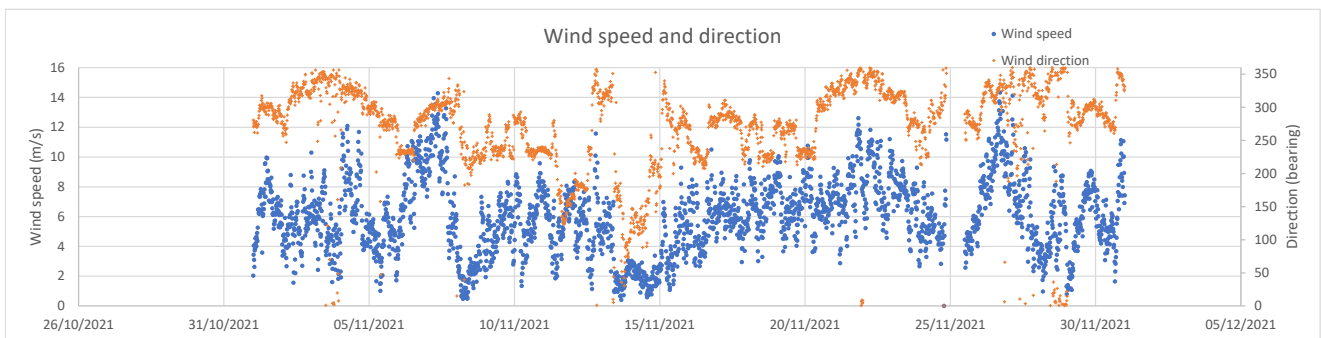
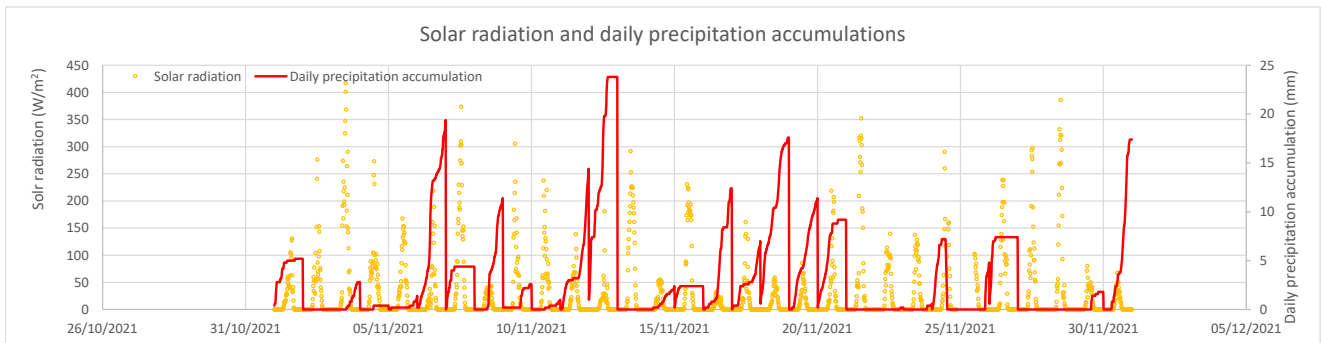


**Monthly weather report: November 2021**

Monthly statistics	Hourly values				Daily values				Month	
	Max	Day/time	Min	Day/time	Max	Day	Min	Day	Average	Total
Precipitation (mm)	5.2	12 @ 12:15			23.8	12				188.6
Air temperature (C)	9.7	08 @ 21:15	-5.2	27 @ 21:00	7.9	18	-4.4	27	3.0	
Soil temperature (C)	8.2	19 @ 14:15	-1.8	27 @ 18:30	7.8	19	-0.9	27	3.7	
Wind speed (knots)	26.6	26 @ 17:00			18.6	26			11.7	
Relative humidity (%)			65.6	29 @ 03:15			86.5	07	96.1	
Sunshine hours					5.9	13			1.7	49.9


**Notes**

Much wetter than October with a difference of 89.2 mm, with November recording 188.6 mm in total.

Over the course of the month, sunshine hours (49.9 in November) were virtually the same as October (48.5 hrs) but the mean monthly air temperature of 3.0 C was 2.8 C lower than the October average of 5.8 C.

Freezing air temperatures occurred on the 5th and 21st, then through from the 25th to the 29th of October.

Ground temperature is warmer than air temperatures except for 6 instances over the course of October.

All data subject to continuous quality assurance. Prepared by Lucy Briscoe and approved by Andrew Black.