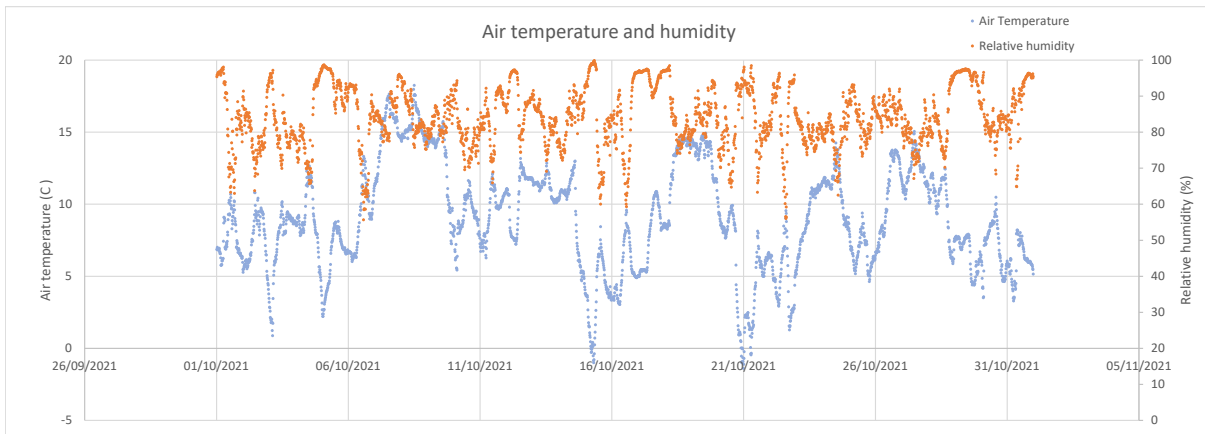
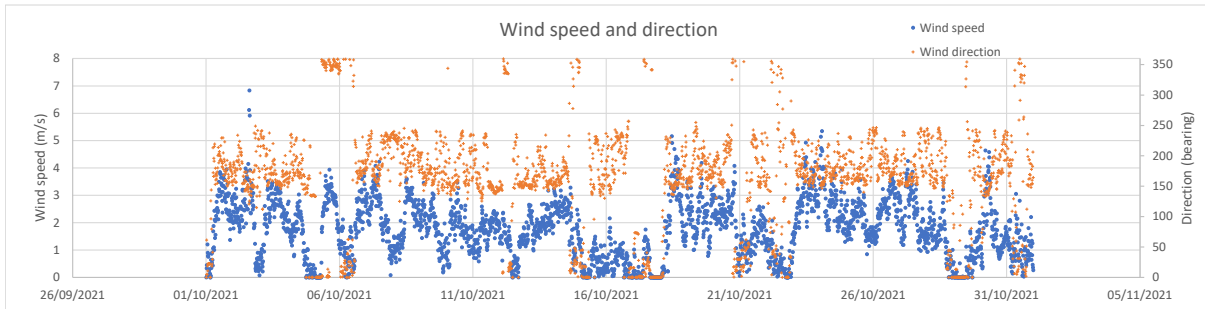
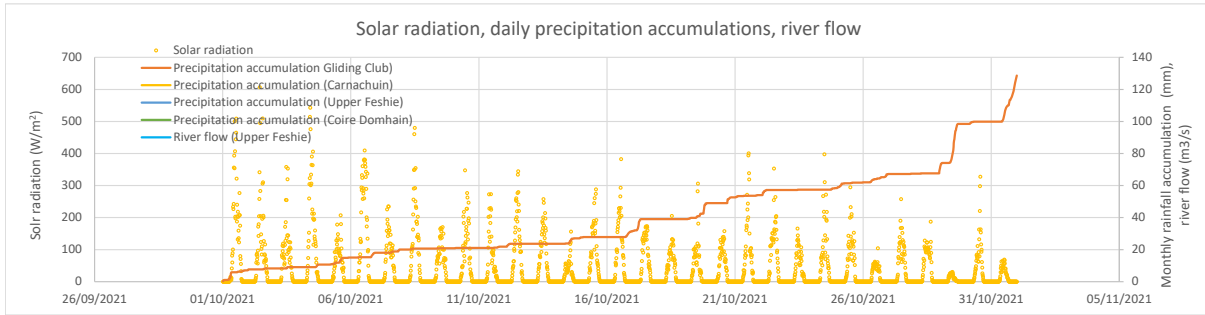


Monthly weather report: October 2021

Monthly statistics	Hourly values				Daily values				Month	
	Max	Day/time	Min	Day/time	Max	Day	Min	Day	Average	Total
Precipitation (mm, Gliding Club AWS)	7.2	29 @ 13:15			28.8	31				128.6
Precipitation (mm, check gauge)										96.2
Precipitation (mm, average of 12 Glen Feshie storage gauges)										163.3
Air temperature (C)	17.9	08 @ 12:15	-1.0	21 @ 00:15	15.5	08	3.6	15	9.0	
Wind speed (knots)	11.1	02 @ 15:30			5.7	23			3.4	
Relative humidity (%)			57.1	22 @ 15:00			78.2	27	84.2	
Sunshine hours					4.7	06			1.2	37.5



Notes

Raifall 50% above average October rainfall. Monthly rainfall totals in the table are affected by time of reading of manual gauges relative to heavy rain on the 31st. Just two slight frosts in a generally mild month. The average temperatures of October 2019 and October 2020 were 6.2 and 7.2 C respectively.

No river level data this month pending restoration of telecommunications links.



Real-time data available at : <https://hydro-data.dundee.ac.uk/feshie>
 Read more about Wildland Limited: <https://wildland.scot>

Report prepared by Andrew Black

Many thanks to Wildland Limited and Cairngorm Gliding Club for assistance in the production of this report.