



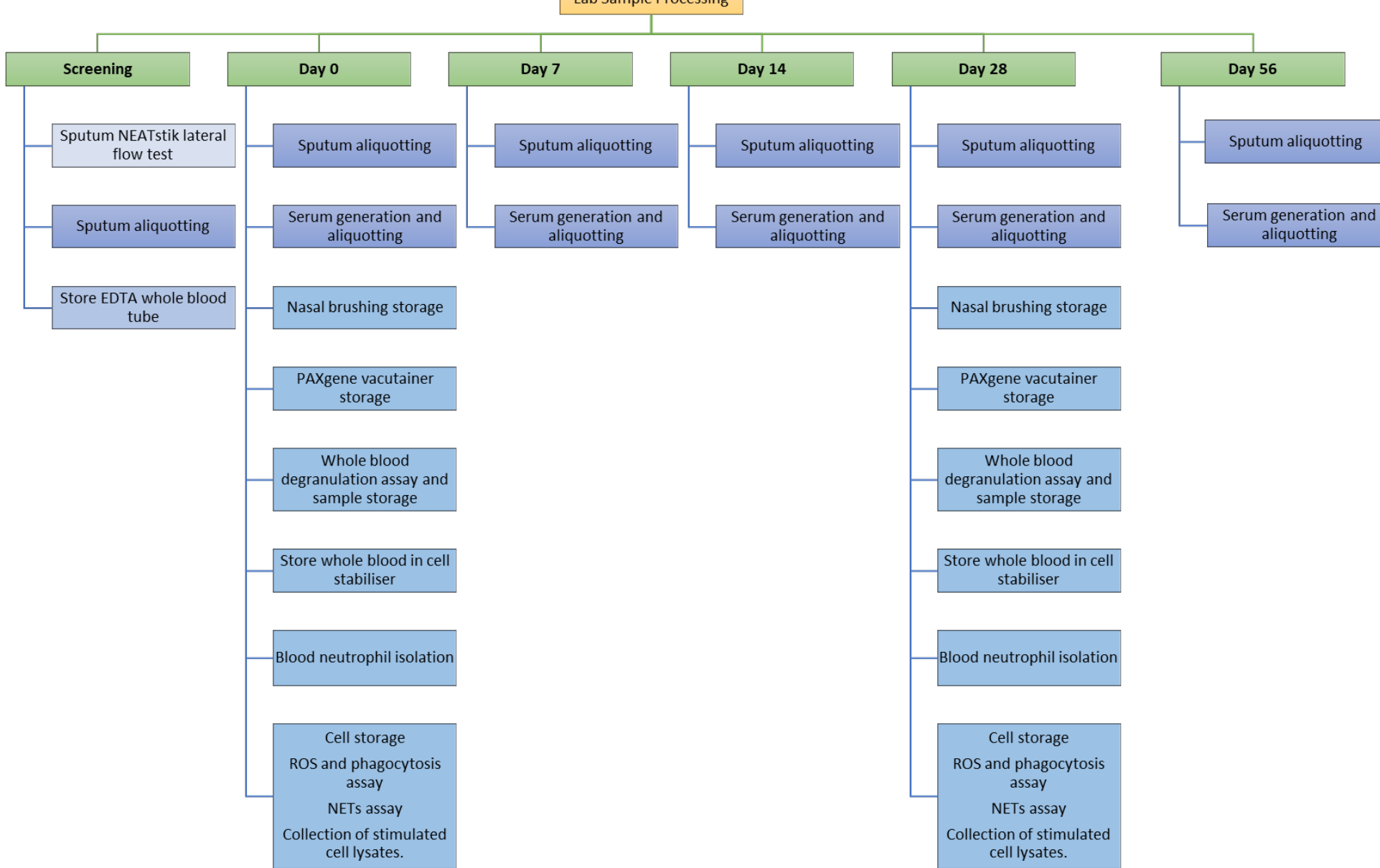
# Laboratory Samples



## Samples Required

	Visit 1 Screening	Visit 2 Baseline	Visit 3	Visit 4	Visit 5	Visit 6	Safety visit
	Days -35 to 0	Day 0	Day 7	Day 14	Day 28	Day 56	If required
Full blood count, urea and electrolytes, liver function tests	X			X	X	X	X
Research blood sample for endpoint analyses	X	X	X	X	X	X	X
Sputum sample for screening eligibility (NEATstik) <sup>a</sup>	X						
Research sputum sample for endpoint analyses	X	X	X	X	X	X	X
Nasal sample		X			X		
Pregnancy test, if required	X	X	X	X	X		





# Equipment

## Bloods:

- Blood tubes as per visit
- Venepuncture equipment (e.g. 21G needle and vacutainer adapter provided to sites. Tourniquet, cotton wool, alcohol wipes etc. to be utilised locally)
- *Collection set compatible with vacutainer tubes must be used for PAXgene*
- Research sample pack note

## Sputum:

- Sputum sample pots
- NEATstik sputum elastase test and colour grade print-out
- Murray sputum colour chart
- Screening only: camera or camera phone (if permitted locally) to photograph NEATstik result

## Nasal Brushing\*:

- 3mm brush
- 1.5 ml LoBind Eppendorf tube containing 1 ml RNAlater buffer
- Sample storage box
- Sample Logs

*\*nasal brushing & sample addition into RNA later buffer should be done during participant visit by clinical team member*



## Blood Samples

### **Blood samples should be obtained as per Laboratory Manual**

NHS samples Visit 1, 4, 5, 6 & any unscheduled visit:

















- Results should be reviewed by a doctor on the Delegation Log in a timely manner
- A copy of the results signed and dated by a delegated doctor must be filed in the participant's medical notes
















Research samples Visits 1,2, 3,4,5 and 6 & unscheduled visit:

- Processed as per Laboratory Manual
- Stored at site and transferred to University of Dundee at the end of the trial

## Pregnancy Test

- Urine pregnancy test should be carried out where applicable.
- A copy of the results signed and dated by a delegated doctor should be filed in the participant's medical notes.

Visit	NHS Labs	Research Blood Samples	Sputum Sample	Other research samples
<b>1</b> screening	Bloods: <ul style="list-style-type: none"> <li>FBC</li> <li>U&amp;Es</li> <li>LFT</li> </ul> Urine: <ul style="list-style-type: none"> <li>Pregnancy test if required</li> </ul>	 SST II Advanced 5 ml  Sodium Heparin (NH) 4 ml	 Min 0.4 g	Nil
<b>2</b> Day 0 (Baseline)	Urine: <ul style="list-style-type: none"> <li>Pregnancy test if required</li> </ul>	 SST II Advanced 5 ml  Sodium Heparin (NH) 4 ml  Lithium Heparin (LH) 4 ml  EDTA (K2E) 24 ml (2x10ml, 1x4ml)  PAXgene RNA tube 2.5 ml	 Min 0.4 g	 Nasal brushing (3mm brush and 5ml cryotube with 1ml RNAlater solution)
<b>3</b> Day 7	Urine: <ul style="list-style-type: none"> <li>Pregnancy test if required</li> </ul>	 SST II Advanced 5 ml  EDTA (K2E) 4 ml	 Min 0.4 g	Nil
<b>4</b> Day 14	Urine: <ul style="list-style-type: none"> <li>Pregnancy test if required</li> </ul>	 SST II Advanced 5 ml  EDTA (K2E) 4 ml	 Min 0.4 g	Nil

<b>5</b> Day 28	Bloods: <ul style="list-style-type: none"> <li>FBC</li> <li>U&amp;Es</li> <li>LFT</li> </ul> Urine: <ul style="list-style-type: none"> <li>Pregnancy test if required</li> </ul>	 SST II Advanced 5 ml  Sodium Heparin (NH) 4 ml  Lithium Heparin (LH) 4 ml  EDTA (K2E) 24 ml (2x10ml, 1x4ml)  PAXgene RNA tube 2.5 ml	 Min 0.4 g	 Nasal brushing (3mm brush and 5ml cryotube with 1ml RNAlater solution)
<b>6</b> Day 56	Bloods: <ul style="list-style-type: none"> <li>FBC</li> <li>U&amp;Es</li> <li>LFT</li> </ul>	 SST II Advanced 5 ml  Sodium Heparin (NH) 4 ml  Lithium Heparin (LH) 4 ml  PAXgene RNA tube 2.5 ml	 Min 0.4 g	Nil
<b>Unscheduled</b> NHS bloods as clinically indicated	<ul style="list-style-type: none"> <li>FBC</li> <li>U&amp;Es</li> <li>LFT</li> </ul>	 SST II Advanced 5 ml  Sodium Heparin (NH) 4 ml	 Min 0.4 g	Nil



## Labelling Research Samples

Sample pack note should be included in the visit pack with sample tubes and should be completed at the visit by clinical team member. Vacutainers need only to be labelled with the sample ID, date and time using the manufacturers label by clinical team.

### AIR-NET research samples

Participant ID: NET- \_\_\_\_ - \_\_\_\_ - \_\_\_\_

Date: \_\_\_\_ - \_\_\_\_ - \_\_\_\_

Blood and nasal sampling time: \_\_\_\_ : \_\_\_\_

Sputum production time: \_\_\_\_ : \_\_\_\_

Staff initials: \_\_ \_\_

All research samples (i.e. all samples not for NHS analyses) including vacutainers for storage should be labelled in the lab with the labels provided by the lab team member, with the exception of the Nasal Brushing (refer to lab manual)



## Research Sample Log

Sample should be documented in the sample box location. When transferred to lab a copy should be provided with the samples.

Sample Box Location Log Sheet # \_\_\_\_\_ Site number: \_\_\_\_\_ AIR-NET

Sample Type	Box number	Date of first storage	Location and temperature	Initials	New location and temperature, if moved	Date of transfer	Initials	Date of sample shipment to Dundee	Initials	Shipment details
<i>e.g. PAXgene tubes</i>	1	30 / 03 / 25	Rm. 101, Freezer 1, -80°C	JS	Rm. 101, Freezer 8, -80°C	15 / 08 / 25	GT	29 / 03 / 26	FL	Marken, dry ice, tracking ID: GH79355A
		/ /				/ /		/ /		
		/ /				/ /		/ /		
		/ /				/ /		/ /		
		/ /				/ /		/ /		

Research samples will be transferred to the University of Dundee labs at the end of the trial.